

Directions

Game setup:

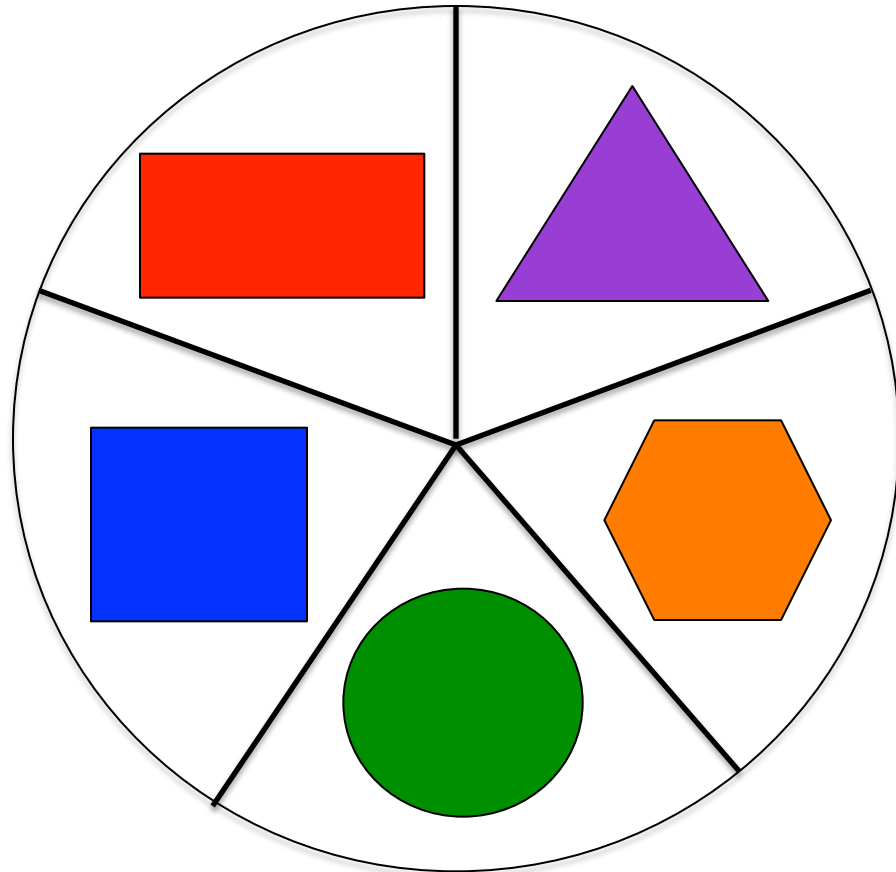
This game is meant to be played with 2 players. They will need 1 game board, 1 spinner, & 2 different colors of linking cubes. To make the spinner, cut a slit in the center of the spinner, push a brad through the hole, then put a paperclip on the top of the brad.

To play:

The first player spins the spinner and tells what shape they have spun. Then they put a linking cube that shape on the board. The second player spins the spinner and tells what shape they have spun. Then they put a linking cube that shape on the board. If a player spins a shape that the other person has already covered, they can bump that player's cube from the shape and put their own colored linking cube on that shape. If a player spins a shape and his color is already on that shape, they can add another linking cube. Once a player has 2 linking cubes on a shape, they cannot be bumped off.

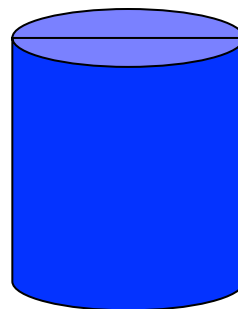

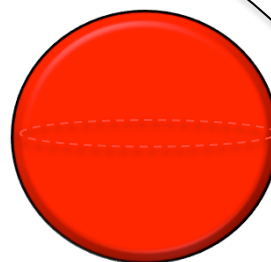
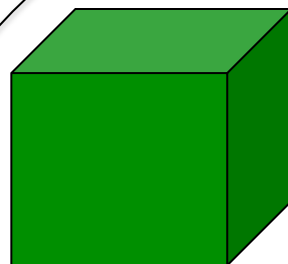


Snowy Shape Bump




©Brittany Lynch

Snowy Shape Bump



Snowy Shape Bump



Snowy Shape Bump

